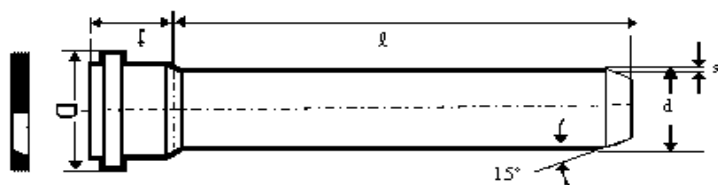
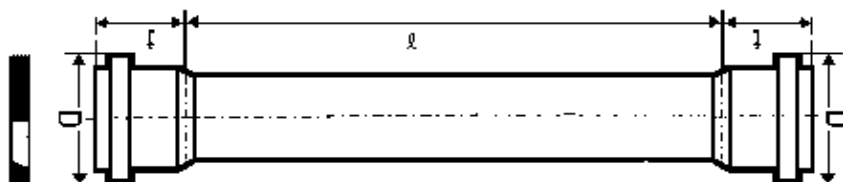


TUBO E RACCORDI IN POLIPROPILENE



HTEM - TUBO PP 1 BICCHIERE

| | | | | | | | | | |
|-----|--------|-------|-----------|---------|-----|--------|-------|-----------|---------|
| Ø | L (mm) | €/pz. | code | pz. Box | Ø | L (mm) | €/pz. | code | pz. Box |
| 32 | 500 | 2,30 | ST13250 | 10 | 40 | 500 | 1,90 | ST14050 | 10 |
| 32 | 1000 | 3,60 | ST132100 | 10 | 40 | 1000 | 3,00 | ST140100 | 10 |
| 32 | 2000 | 6,60 | ST132200 | 10 | 40 | 2000 | 6,30 | ST140200 | 10 |
| 32 | 3000 | 10,00 | ST132300 | 10 | 40 | 3000 | 8,50 | ST140300 | 10 |
| Ø | L (mm) | €/pz. | code | pz. Box | Ø | L (mm) | €/pz. | code | pz. Box |
| 50 | 500 | 2,35 | ST15050 | 10 | 75 | 1000 | 5,50 | ST175100 | 10 |
| 50 | 1000 | 3,75 | ST150100 | 10 | 75 | 2000 | 10,40 | ST175200 | 10 |
| 50 | 2000 | 7,50 | ST150200 | 10 | 75 | 3000 | 14,60 | ST175300 | 10 |
| 50 | 3000 | 10,50 | ST150300 | 10 | | | | | |
| Ø | L (mm) | €/pz. | code | pz. Box | Ø | L (mm) | €/pz. | code | pz. Box |
| 90 | 500 | 5,50 | ST19050 | 4--96 | 110 | 500 | 6,00 | ST111050 | 4--60 |
| 90 | 1000 | 8,80 | ST190100 | 4--96 | 110 | 1000 | 10,00 | ST1110100 | 4--60 |
| 90 | 2000 | 18,00 | ST190200 | 4--96 | 110 | 2000 | 20,00 | ST1110200 | 4--60 |
| 90 | 3000 | 27,00 | ST190300 | 4--96 | 110 | 3000 | 30,00 | ST1110300 | 4--60 |
| Ø | L (mm) | €/pz. | code | pz. Box | Ø | L (mm) | €/pz. | code | pz. Box |
| 125 | 1000 | 16,00 | ST1125100 | - | 160 | 1000 | 30,00 | ST1160100 | - |
| 125 | 2000 | 31,00 | ST1125200 | - | 160 | 2000 | 53,00 | ST1160200 | - |
| 125 | 3000 | 43,00 | ST1125300 | - | 160 | 3000 | 78,00 | ST1160300 | - |



HTDM - TUBO PP 2 BICCHIERI

| | | | | | | | | | |
|-----|--------|-------|-----------|---------|----|--------|-------|----------|---------|
| Ø | L (mm) | €/pz. | code | pz. Box | Ø | L (mm) | €/pz. | code | pz. Box |
| 32 | 500 | 3,30 | ST23250 | 10 | 40 | 500 | 2,40 | ST24050 | 10 |
| 32 | 1000 | 4,00 | ST232100 | 10 | 40 | 1000 | 3,50 | ST240100 | 10 |
| 32 | 2000 | 8,00 | ST232200 | 10 | 40 | 2000 | 6,40 | ST240200 | 10 |
| 32 | 3000 | 11,00 | ST232300 | 10 | 40 | 3000 | 9,30 | ST240300 | 10 |
| Ø | L (mm) | €/pz. | code | pz. Box | Ø | L (mm) | €/pz. | code | pz. Box |
| 50 | 500 | 2,95 | ST25050 | 10 | 90 | 500 | 6,50 | ST29050 | 4--96 |
| 50 | 1000 | 4,30 | ST250100 | 10 | 90 | 1000 | 10,00 | ST290100 | 4--96 |
| 50 | 2000 | 8,00 | ST250200 | 10 | 90 | 2000 | 23,00 | ST290200 | 4--96 |
| 50 | 3000 | 12,00 | ST250300 | 10 | 90 | 3000 | 28,00 | ST290300 | 4--96 |
| Ø | L (mm) | €/pz. | code | pz. Box | | | | | |
| 110 | 500 | 7,70 | ST211050 | 4--60 | | | | | |
| 110 | 1000 | 12,60 | ST2110100 | 4--60 | | | | | |
| 110 | 2000 | 21,60 | ST2110200 | 4--60 | | | | | |
| 110 | 3000 | 33,00 | ST2110300 | 4--60 | | | | | |

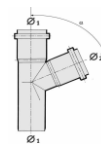


HTB - Curva

| Ø | ang. | €/pz. | code | conf. |
|-----|--------|-------|-----------|-------|
| 32 | 15° | 1,70 | SC1532 | 20 |
| 32 | 30° | 1,70 | SC3032 | 20 |
| 32 | 45° | 1,50 | SC4532 | 100 |
| 32 | 67°30' | 1,80 | SC673032 | 20 |
| 32 | 87°30' | 1,50 | SC873032 | 100 |
| 40 | 15° | 1,10 | SC1540 | 50 |
| 40 | 30° | 1,10 | SC3040 | 50 |
| 40 | 45° | 1,10 | SC4540 | 50 |
| 40 | 67°30' | 1,40 | SC673040 | 50 |
| 40 | 87°30' | 1,10 | SC873040 | 50 |
| 50 | 15° | 1,30 | SC1550 | 50 |
| 50 | 30° | 1,30 | SC3050 | 50 |
| 50 | 45° | 1,30 | SC4550 | 100 |
| 50 | 67°30' | 1,40 | SC673050 | 50 |
| 50 | 87°30' | 1,30 | SC873050 | 100 |
| 75 | 15° | 3,00 | SC1575 | 20 |
| 75 | 30° | 3,00 | SC3075 | 20 |
| 75 | 45° | 3,00 | SC4575 | 40 |
| 75 | 67°30' | 3,00 | SC673075 | 20 |
| 75 | 87°30' | 3,00 | SC873075 | 40 |
| 90 | 15° | 4,20 | SC1590 | 20 |
| 90 | 30° | 3,60 | SC3090 | 20 |
| 90 | 45° | 3,50 | SC4590 | 20 |
| 90 | 67°30' | 4,20 | SC673090 | 20 |
| 90 | 87°30' | 3,60 | SC873090 | 20 |
| 110 | 15° | 3,80 | SC15110 | 35 |
| 110 | 30° | 3,80 | SC30110 | 30 |
| 110 | 45° | 3,80 | SC45110 | 30 |
| 110 | 67°30' | 4,20 | SC6730110 | 25 |
| 110 | 87°30' | 3,80 | SC8730110 | 25 |
| 125 | 45° | 10,00 | SC45125 | - |
| 125 | 87°30' | 10,00 | SC8730125 | - |
| 160 | 45° | 23,00 | SC45160 | - |
| 160 | 87°30' | 28,00 | SC8730160 | - |



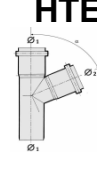
HTEA - Bragha



| Ø | ang. | €/pz. | code | conf. |
|-----|--------|-------|-----------|-------|
| 32 | 45° | 2,90 | SD4532 | 50 |
| 32 | 87°30' | 2,90 | SD873032 | 50 |
| 40 | 45° | 2,00 | SD4540 | 70 |
| 40 | 67°30' | 3,00 | SD673040 | 40 |
| 40 | 87°30' | 2,00 | SD873040 | 70 |
| 50 | 45° | 2,60 | SD4550 | 50 |
| 50 | 67°30' | 4,50 | SD673050 | 20 |
| 50 | 87°30' | 2,90 | SD6873050 | 50 |
| 75 | 45° | 6,00 | SD4575 | 30 |
| 75 | 87°30' | 6,00 | SD873075 | 35 |
| 90 | 45° | 8,50 | SD4590 | 20 |
| 90 | 87°30' | 8,80 | SD873090 | 20 |
| 110 | 45° | 7,80 | SD45110 | 15 |
| 110 | 67°30' | 9,00 | SD6730110 | - |
| 110 | 87°30' | 8,00 | SD8730110 | 20 |
| 125 | 45° | 37,00 | SD45125 | - |
| 125 | 87°30' | 37,00 | SD8730125 | - |
| 160 | 45° | 70,00 | SD45160 | - |
| 160 | 87°30' | 70,00 | SD8730160 | - |



HTEA - Bragha ridotta



| Ø | ang. | €/pz. | code | conf. |
|---------|--------|-------|---------------|-------|
| 50/40 | 45° | 2,65 | SDR455040 | 50 |
| 50/40 | 87°30' | 4,00 | SDR87305040 | 20 |
| 75/50 | 45° | 5,50 | SDR457550 | - |
| 75/50 | 87°30' | 5,50 | SDR87307550 | - |
| 90/40 | 45° | 7,00 | SDR459040 | - |
| 90/50 | 45° | 7,70 | SDR459050 | - |
| 110/40 | 45° | 7,70 | SDR4511040 | 20 |
| 110/40 | 87°30' | 7,70 | SDR873011040 | 20 |
| 110/50 | 45° | 6,00 | SDR4511050 | 25 |
| 110/50 | 67°30' | 7,00 | SDR673011050 | 20 |
| 110/50 | 87°30' | 6,00 | SDR873011050 | 25 |
| 125/110 | 45° | 37,00 | SDR45125110 | - |
| 125/110 | 87°30' | 37,00 | SDR8730125110 | - |
| 160/110 | 45° | 80,00 | SDR45160110 | - |
| 160/110 | 87°30' | 80,00 | SDR8730160110 | - |
| 160/125 | 45° | 80,00 | SDR45160125 | - |
| 160/125 | 87°30' | 80,00 | SDR8730160125 | - |



HTDA - Braga doppia

| Ø | ang. | €/pz. | code | conf. |
|-----|------------|-------|------------|-------|
| 50 | 45°-67°30' | 13,50 | SDD4550 | - |
| 75 | 45°-87°30' | 21,00 | SDD4575 | - |
| 110 | 45° | 30,00 | SDD45110 | - |
| 110 | 67°30' | 42,00 | SDD6730110 | - |
| 110 | 87°30' | 60,00 | SDD8730110 | - |



HTDA Braga doppia ridotta

| Ø | ang. | €/pz. | code | conf. |
|-----------|--------|-------|-------------|-------|
| 90/40/40 | 45° | 24,00 | SDDR459040 | * |
| 90/50/50 | 45° | 24,50 | SDDR459050 | * |
| 110/40/40 | 45° | 21,00 | SDDR4511040 | * |
| 110/50 | 45° | 21,50 | SDDR4511050 | * |
| 110/50 | 67°30' | 42,00 | SDDR6711050 | * |



HTU Manicotto scorrevole

| Ø | ang. | €/pz. | code | conf. |
|-----|------|-------|---------|-------|
| 32 | - | 2,50 | SMSB32 | 20 |
| 40 | - | 2,80 | SMSB40 | 20 |
| 50 | - | 2,90 | SMSB50 | 20 |
| 75 | - | 4,50 | SMSB75 | 20 |
| 90 | - | 6,20 | SMSB90 | 20 |
| 110 | - | 5,00 | SMSB110 | 20 |
| 125 | - | 12,00 | SMSB125 | - |
| 160 | - | 23,00 | SMSB160 | - |



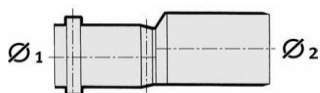
HTRE -Ispezione con tappo a vite

| Ø | ang. | €/pz. | code | conf. |
|-----|------|-------|---------|-------|
| 50 | - | 5,00 | SISP50 | 10 |
| 75 | - | 6,40 | SISP75 | 10 |
| 90 | - | 15,00 | SISP90 | 10 |
| 110 | - | 9,00 | SISP110 | 10 |
| 125 | - | 40,00 | SISP125 | * |
| 160 | - | 59,50 | SISP160 | * |



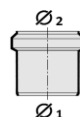
HTLL Bicchiere a tripla profondità

| Ø | ang. | €/pz. | code | conf. |
|-----|------|-------|--------|-------|
| 40 | - | 7,00 | SBD40 | 5 |
| 50 | - | 8,00 | SBD50 | 5 |
| 75 | - | 9,00 | SBD75 | 5 |
| 90 | - | 12,00 | SBD90 | 5 |
| 110 | - | 15,00 | SBD110 | 5 |
| 125 | - | 40,00 | SBD125 | 5 |



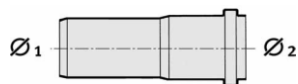
HTR - Aumento

| Ø1-Ø2 | ang. | €/pz. | code | conf. |
|----------|------|-------|----------|-------|
| B32-40 | | 2,00 | SA3240 | 20 |
| B32-50 | | 2,00 | SA3250 | 20 |
| B40-50 | | 2,00 | SA4050 | 20 |
| B50-75 | | 2,60 | SA5075 | 20 |
| B50-110 | | 3,00 | SA50110 | 20 |
| B75-110 | | 4,40 | SA75110 | 20 |
| B110-125 | | 6,00 | SA110125 | 20 |
| B110-160 | | 11,00 | SA110160 | 20 |
| B125-160 | | 12,50 | SA125160 | 20 |



HTV - Aumento a incasso

| Ø2- Ø1 | ang. | €/pz. | code | conf. |
|----------|------|-------|-----------|-------|
| B32-40 | | 1,70 | SAI4132 | 50 |
| B40-50 | | 2,00 | SAI5040 | 50 |
| B40-75 | | 4,00 | SAI9040 | 20 |
| B40-90 | | 5,00 | SAI9040 | 20 |
| B40-110 | | 4,40 | SAI11040 | 20 |
| B50-90 | | 5,50 | SAI9050 | 10 |
| B50-110 | | 5,50 | SAI11050 | 10 |
| B50-125 | | 10,00 | SAI12550 | 10 |
| B90-110 | | 5,00 | SAI11090 | 20 |
| B110-125 | | 11,00 | SAI125110 | 20 |
| B125-110 | | 12,20 | SAI110125 | 20 |



Raccordo di passaggio PVC-PP

| Ø2-Ø1 | ang. | €/pz. | code | conf. |
|----------|------|-------|------------|-------|
| B40-40 | | 2,90 | SRPP4040 | 20 |
| B50-50 | | 2,95 | SRPP5050 | 20 |
| B90-100 | | 6,00 | SRPP90100 | 20 |
| B90-110 | | 6,50 | SRPP90110 | 20 |
| B90-125 | | 8,00 | SRPP90125 | 20 |
| B100-90 | | 8,00 | SRPP10090 | 20 |
| B100-110 | | 7,50 | SRPP100110 | 20 |
| B110-100 | | 7,50 | SRPP110100 | 20 |
| B110-125 | | 7,00 | SRPP110125 | 20 |
| B125-110 | | 8,00 | SRPP125110 | 20 |



HTRR- Riduzione

| Ø2-Ø1 | €/pz. | code | conf. |
|---------|-------|----------|-------|
| B40-32 | 3,00 | SBR4032 | 20 |
| B50-40 | 3,10 | SBR5040 | 20 |
| B110-90 | 13,00 | SBR11090 | 20 |



HTSB -Curva WC

| Ø | ang. | €/pz. | code | conf. |
|--------|-------------|-------|--------|-------|
| 110 | bassa | 12,00 | SCW | - |
| 110 | alta | 12,00 | SCWA | 24 |
| 110-40 | DX-40 | 16,50 | SCWD4 | 18 |
| 110-40 | SX-40 | 16,50 | SCWS4 | 18 |
| 110 | 40-40 | 19,00 | SCW44 | 14 |
| 110-50 | DX-50 | 17,50 | SCWD5 | 14 |
| 110-50 | SX-50 | 17,50 | SCWS5 | 14 |
| 110 | 50-50 | 19,50 | SCW55 | - |
| 90 | alta | 11,00 | SCWA9 | - |
| 90-40 | orientabile | 16,00 | SCW94 | - |
| 90 | 40-40 | 20,50 | SCW944 | - |
| 90-50 | orientabile | 17,00 | SCW95 | - |
| 90 | 50-50 | 20,50 | SCW955 | - |



HTB Curva con attacchi laterali

| Ø | ang. | €/pz. | code | conf. |
|--------|-------|-------|-----------|-------|
| 110-40 | SX 40 | 13,30 | SC110S40 | - |
| 110-40 | DX 40 | 13,30 | SC110D40 | - |
| 110 | 40-40 | 17,50 | SC1104040 | - |
| 110-50 | SX-50 | 16,50 | SC110S50 | - |
| 110-50 | DX-50 | 16,50 | SC110D50 | - |
| 110 | 50-50 | 18,50 | SC1105050 | - |



Pozzetto

| ang. | €/pz. | code | conf. |
|---------|-------|------|-------|
| basso | 11,00 | SPB | - |
| alto | 12,90 | SPA | - |
| GRIGLIA | 9,00 | SPG | - |
| TAPPO | 7,70 | SPT | - |



HTM Tappo

| Ø | ang. | €/pz. | code | conf. |
|-----|------|-------|--------|-------|
| 32 | | 1,10 | STA32 | 20 |
| 40 | | 0,70 | STA40 | 20 |
| 50 | | 0,90 | STA50 | 20 |
| 75 | | 1,40 | STA75 | 20 |
| 90 | | 3,50 | STA90 | 20 |
| 110 | | 2,40 | STA110 | 20 |
| 125 | | 5,00 | STA125 | 20 |
| 160 | | 10,00 | STA160 | 20 |



ESALATORE

| Ø | ang. | €/pz. | code | conf. |
|-----|------|-------|---------|-------|
| 75 | | 30,00 | SESA75 | - |
| 110 | | 33,00 | SESA110 | - |



HTSW Curva tecnica

| Ø | ang. | €/pz. | code | conf. |
|-------|------|-------|----------|-------|
| 40-50 | 45° | 1,75 | SCT4050 | 50 |
| 50-50 | 45° | 2,00 | SCT5050 | 50 |
| 40 | 45° | 2,00 | SCTP4050 | 30 |

prol

ACCESSORI



VALVOLA ANTIRIFLUSSO

| Ø | ang. | €/pz. | code | conf. |
|-----|------|--------|--------|-------|
| 110 | | 100,00 | SZV110 | |
| 125 | | 150,00 | SZV125 | |
| 160 | | 160,00 | SZV160 | |
| 200 | | 180,00 | SZV200 | |
| 250 | | 200,00 | SZV250 | |



SCIVOLINA

| Ø | ang. | €/pz. | code | conf. |
|---------|------|--------|------|-------|
| 150 gr. | | € 4,50 | SZS | 50 |



SIFONE LAVATRICE

| Ø | ang. | €/pz. | code | conf. |
|---|------|--------|------|-------|
| | | € 8,00 | SZL | 1 |



CHIUSINO

| Ø | ang. | €/pz. | code | conf. |
|-----|------------|-------|------|-------|
| 50 | 15x15 PP | 8,00 | SZC | |
| 50 | 15x15 inox | 12,00 | | |
| 110 | 20x20 | 15,00 | | |
| | 15*15 Ø50 | 10,00 | SZCA | |
| | 15*15 Ø50 | 10,00 | SZCB | |
| | 15*15 Ø50 | 10,00 | SZCD | |



COLLARE

| Ø | ang. | €/pz. | code | conf. |
|-----|---------|--------|---------|-------|
| 110 | PESANTE | € 4,00 | SZC110 | 2 |
| 110 | LEGGERO | € 2,00 | SZCL110 | 2 |

TUBO DI CACCIATA



| Ø | gradi | €/pz. | code | conf. |
|----|---------|--------|---------|-------|
| 40 | 45°-90° | € 6,00 | STC4590 | 1 |

POZZETTO

| Ø | ang. | €/pz. | code | conf. |
|----|---------|-------|------|-------|
| 50 | BASSO | 11,00 | SPB | * |
| 50 | ALTO | 12,90 | SPA | * |
| | GRIGLIA | 9,00 | SPG | * |
| | TAPPO | 7,50 | SPT | * |

SIFONE FIRENZE



| Ø | ang. | €/pz. | code | conf. |
|-----|------|-------|--------|-------|
| 50 | | 10,00 | SSF50 | 1 |
| 90 | | 26,00 | SSF90 | 1 |
| 110 | | 20,00 | SSF110 | 1 |
| 125 | | 30,00 | SSF125 | 1 |
| 160 | | 40,00 | SSF160 | 1 |

MORSETTO PER CURVA TECNICA



| Ø | ang. | €/pz. | code | conf. |
|---|-------|--------|---------|-------|
| | 26+32 | € 1,10 | SZM2632 | |
| | 36+40 | € 1,20 | SZM3640 | |

In vigore dal 01 maggio 2016

Questa lista è soggetta a variazioni senza preavviso • This price list can be modified without any notice and it fully replaces all the former ones